

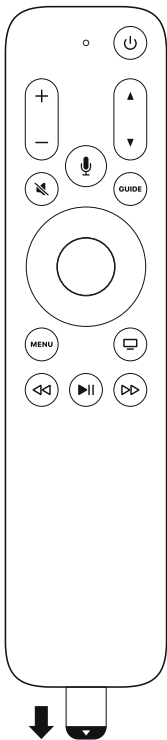
User Manual

Getting Started

You can pair your remote with only one Apple TV at a time. When you pair a remote, any previously paired remote is automatically unpaired.

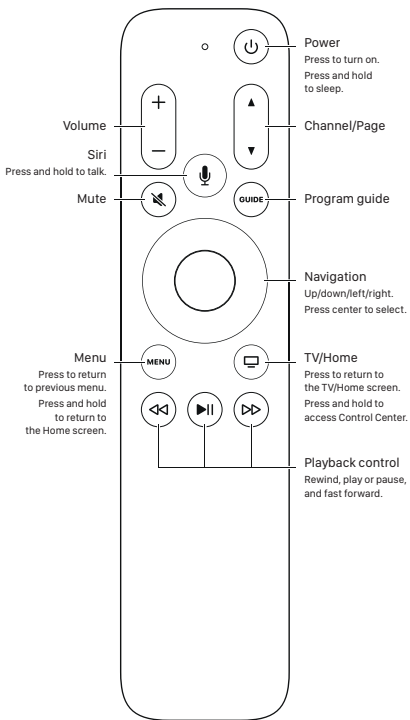
This remote works only with Apple TV HD and Apple TV 4K.

1. **IMPORTANT** Update your Apple TV to tvOS 14.3 or later.
2. Remove the battery pull tab.




3. Move the remote within 3 to 4 inches (8 to 10 cm) of your Apple TV.
4. Press any button.
5. If Apple TV does not respond, press and hold **MENU** and **+** for 5 seconds to place the remote into pairing mode.

When you've paired your remote, a message appears on Apple TV.














Not all features are available in all areas.

To use the navigation buttons:

- Press left, right, up, or down to navigate Apple TV menus.
- Press the center button to select a menu item, or press and hold to access a contextual menu.
- During playback, do any of the following:
 - Press left to skip backward, or press right to skip forward.
 - Press left and hold to rewind, or press right and hold to fast forward.
 - Press Select or  to resume playback.

To use the remote buttons:

- Press  to turn on Apple TV. Press and hold to sleep Apple TV.
- Press and hold  to activate Siri. Hold down the Siri button until you finish speaking.
- Press  or  to change channels while watching your TV provider's channels, or to move a page up or down in the programming guide.
- Press **GUIDE** to access your TV Provider's program guide.
- Press  or  to adjust the volume of your TV or home theater system.
- Press  to mute audio. Press again to unmute.
- Press **MENU** to return to the previous menu. Press and hold to return to the Home screen.
- Press  to go to the TV/Home screen.
 - Press twice quickly to view open apps.
To close an app, navigate left or right to app, then press Up twice quickly.
 - Press and hold to access Control Center.
- Press  to play or pause a TV show, movie, song, or slideshow.
- Press  or  to rewind or fast forward 2x/4x/8x, or press and hold to seek during content playback.

Learn more

The Apple TV User Guide contains comprehensive and up-to-date product information. Go to help.apple.com/appletv.

For support, check with your TV Provider or go to www.apple.com/support/appletv.

Regulatory compliance information

FCC Compliance Statement

This device complies with Part 15 of the FCC Rules. Operation is subject to the following two conditions: (1) this device may not cause harmful interference, and (2) this device must accept any interference received, including interference that may cause undesired operation.

Note: This equipment has been tested and found to comply with the limits for a Class B digital device, pursuant to Part 15 of the FCC Rules. These limits are designed to provide reasonable protection against harmful interference in a residential installation.

This equipment generates, uses, and can radiate radio frequency energy, and if not installed and used in accordance with the instructions, may cause harmful interference to radio communications. However, there is no guarantee that interference will not occur in a particular installation.

If this equipment does cause harmful interference to radio or television reception, which can be determined by turning the equipment off and on, the user is encouraged to try to correct the interference by one or more of the following measures:

- Reorient or relocate the receiving antenna.
- Increase the separation between the equipment and receiver.
- Connect the equipment into an outlet on a circuit different from that to which the receiver is connected.
- Consult the dealer or an experienced radio/TV technician for help.

This equipment has been verified to comply with the limits for a Class B computing device, pursuant to FCC Rules. The user is cautioned that changes and modifications made to the equipment without the approval of manufacturer could void the user's authority to operate this equipment.

FCC Authorization Label

This device complies with part 15 of the FCC Rules. Operation is subject to the following two conditions:

1. This device may not cause harmful interference.
2. This device must accept any interference received, including interference that may cause undesired operation.

IFETEL y NOM

La operación de este equipo está sujeta a las siguientes dos condiciones: (1) es posible que este equipo o dispositivo no cause interferencia perjudicial y (2) este equipo o dispositivo debe aceptar cualquier interferencia, incluyendo la que pueda causar su operación no deseada.

For Industry Canada

Industry Canada Statement

This device complies with RSS- 210 of the Industry Canada Rules. Operation is subject to the following two conditions: (1) this device may not cause harmful interference, and (2) this device must accept any interference received, including interference that may cause undesired operation.

Pour les Industries au Canada

Énoncé des Industries au Canada

Cet appareil est conforme à la norme RSS-210 des règles des Industries au Canada. Son fonctionnement est soumis aux deux conditions suivantes: (1) cet appareil ne doit pas causer d'interférences nuisibles, et (2) cet appareil doit accepter toute interférence reçue, y compris les interférences pouvant causer un fonctionnement indésirable.

Caution

Please read all safety instructions to ensure personal safety and prevent damage to equipment.

Warning

- Do not place remote control in fire or near a source of heat.
- Keep the battery and/or the remote control away from direct sunlight, moist or any source of heat.
- Do not disassemble the remote control.
- Risk of explosion if any of the batteries are replaced by an incorrect type. Always use new batteries for replacement.
- Disposal of a battery into fire or a hot oven, or mechanically crushing or cutting of a battery can result in an explosion.
- Do not leave the battery in an extreme environment such as high temperature or low air pressure. This may result to explosion or leakage of hazardous substances.

Important

Read and follow all instructions.

Declaration of Conformity

Hereby, Universal Electronics Inc. declares that the radio equipment type UEI - R39000 and Unity is in compliance with Directive 2014/53/EU. The full text of the EU declaration of conformity is available at the following internet address:

www.urcsupport.com/urc_product/apple-remote/.

Product Disposal (European Directive 2012/19/EU)



The crossed-out wheeled bin symbol on this product ensures that this product is manufactured using high quality components that can be recycled and reused according European Directive 2012/19/EU.

Please do not dispose of this product with your normal household waste, refer to local regulations for the proper collection or disposal of electrical and electronic products. This will help in preventing negative effects on the environment and/or human health.



